

# Tennessee Morning

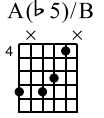
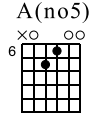
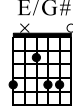
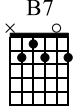
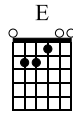
Phil Keaggy

220

Transcribed by Jesse Wall - [www.jessewall.ca](http://www.jessewall.ca)

Standard tuning

♩ = 110



S-Gt

*mf*  
*let ring throughout*

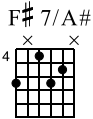
1 2 3 4

T 0 5 4 2 5 4 2 0 4 0 4 0 4 4

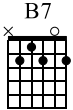
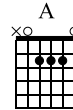
A 2 1 5 4 2 2 1 2 1 4 4 4 6 7 7 6

B 0 0 0 2 2 1 1 2 4 4 0 7 0 7 7

C#m(no5)



Asus2(b5)

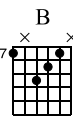
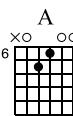
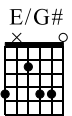
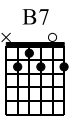
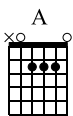
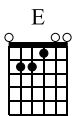


5 6 7 8

T 5 8 5 8 6 5 4 4 4 4 4 4 0 4 2 5 4 2 0

A 9 8 8 9 6 4 4 4 4 4 4 4 2 2 2 1 2 0

B 9 9 6 6 5 5 4 4 0 2 2 1 2



9 10 11 12

T 0 5 4 2 5 4 2 0 4 0 4 0 0 7 9 7 7

A 2 1 5 4 2 2 1 2 1 4 4 4 6 7 8 7 8

B 0 0 0 2 2 1 1 2 4 4 0 7 7 9 8

C# m7



F# 9/A#



Asus2add13(no5)



Em/G



F# m/A

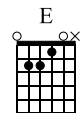


G# m/B



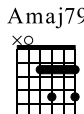
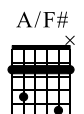
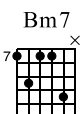
Musical notation for measures 13-16. Treble clef, key signature of one sharp (F#). Measure 13 starts with a treble clef and a sharp sign. The guitar tablature below shows fingerings for the guitar part.

TAB: 5-7 4-7 4 5-6 | 4 7 4 4 | 5-4 5 4 2-4 2-4 | 7-6 9-8 0-8



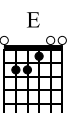
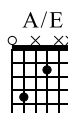
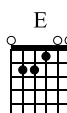
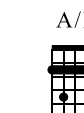
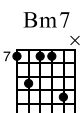
Musical notation for measures 17-20. Treble clef, key signature of one sharp (F#). Measure 17 starts with a treble clef and a sharp sign. The guitar tablature below shows fingerings for the guitar part.

TAB: 2-1 0 1 4-2 | 2-6 | 0 11-9 11 9-8 11 | 0 9



Musical notation for measures 21-24. Treble clef, key signature of one sharp (F#). Measure 21 starts with a treble clef and a sharp sign. The guitar tablature below shows fingerings for the guitar part.

TAB: 10-7 5-2 | 4-2 2-3 2-0 | 0 8-11 9 | 9-11 9-11 9-10 12



Musical notation for measures 25-28. Treble clef, key signature of one sharp (F#). Measure 25 starts with a treble clef and a sharp sign. The guitar tablature below shows fingerings for the guitar part.

TAB: 10-7 5-2 | 4-2 4-2 | (4) 5-9 0 | 0 0 1-2 1 | 7-2 | 4-6 7-9 | 0 2 4 0 2

E A/E E Aadd9

29 30 31 32

TAB

E E C#m7

33 34 35 36

TAB

Am6 1. Eadd9 2. F#add9

37 38 39 40

TAB

Aadd9 E A/E E

41 42 43

TAB

E A/E E Aadd9

44 45 46

TAB

0 0 0 5 9 0 0 0 7 0

1 2 1 4 6 7 9 6 7

0 0 4 0 2 0 0 0 7 0

E

47 48 49

TAB

7 9 7 9 8 7 0 2 0 0 5 9 0

7 9 8 7 2 2 1 2 1 4 6 7 9

5 7 6 5 2 0 0 2 4 0 0 7 9

E A/E E E A/E E

50 51 52

TAB

0 0 0 5 9 0 0 0 0 2 1

1 2 2 1 4 6 7 9 1 2 2 1

0 0 4 0 2 0 0 0 0 4 0 2

Aadd9

53 54 55

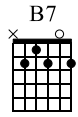
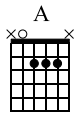
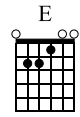
TAB

0 5 9 0 0 0 7 0 7 9 7 9 8 7 0 2 0

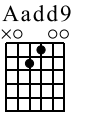
4 6 7 9 6 7 7 9 8 7 2 2

0 0 0 0 0 7 7 9 8 7 2

Intro



Emaj7/G#



Musical notation for measures 56-58. Treble clef, key signature of one sharp (F#). Measure 56: E4 quarter, F#4 quarter, G4 quarter, A4 quarter. Measure 57: B4 quarter, A4 quarter, G4 quarter, F#4 quarter. Measure 58: E4 quarter, F#4 quarter, G4 quarter, A4 quarter. Tablature: T: 0 0 4 2 | 5 4 2 0 | 4 0 4 4. A: 2 1 0 0 | 2 2 1 2 | 4 4 4 6. B: 0 0 0 0 | 2 2 1 1 | 4 4 4 0.

A(b5)/B



C#m9(no5)



F#7/A#



Asus2(b5)



Musical notation for measures 59-61. Measure 59: B4 quarter, A4 quarter, G4 quarter, F#4 quarter. Measure 60: E4 quarter, F#4 quarter, G4 quarter, A4 quarter. Measure 61: B4 quarter, A4 quarter, G4 quarter, F#4 quarter. Tablature: T: 0 4 4 4 | 5 5 8 6 | 5 4 4 4. A: 7 0 7 6 | 9 8 8 9 | 4 4 4 4. B: 7 0 7 7 | 9 9 9 6 | 6 5 4 5.

Abm



A



B7



E



A



Musical notation for measures 62-64. Measure 62: B4 quarter, A4 quarter, G4 quarter, F#4 quarter. Measure 63: E4 quarter, F#4 quarter, G4 quarter, A4 quarter. Measure 64: B4 quarter, A4 quarter, G4 quarter, F#4 quarter. Tablature: T: 4 4 4 0 | 5 4 2 0 | 1 0 5 4. A: 4 4 4 0 | 2 2 1 2 | 2 1 0 2. B: 4 4 4 0 | 2 2 2 2 | 0 0 0 0.

B7



Emaj7/G#



Aadd9



B



Musical notation for measures 65-67. Measure 65: B4 quarter, A4 quarter, G4 quarter, F#4 quarter. Measure 66: E4 quarter, F#4 quarter, G4 quarter, A4 quarter. Measure 67: B4 quarter, A4 quarter, G4 quarter, F#4 quarter. Tablature: T: 5 4 2 0 | 4 0 4 4 | 0 7 9 7. A: 2 2 1 2 | 4 4 4 6 | 7 8 9 8. B: 2 2 1 1 | 4 4 0 0 | 7 7 9 8.

C# m7



A# m7(#5)



Asus2add13(no5)



Em/G



Musical notation for measures 68-70. Treble clef, key signature of one sharp (F#). Measure 68: F#4, A4, C#5, E5. Measure 69: F#4, A4, C#5, E5. Measure 70: F#4, A4, C#5, E5.

TAB: 5 7 4 7 4 5 | 4 7 4 4 | 5 4 5 4

A: 4 4 6 | 4 4 4 | 2 4 2 4

B: 4 4 6 | 5 3 3 3

F# m/A



G# m/B



E



E



Musical notation for measures 71-73. Treble clef, key signature of one sharp (F#). Measure 71: F#4, A4, C#5, E5. Measure 72: F#4, A4, C#5, E5. Measure 73: F#4, A4, C#5, E5.

TAB: 7 6 9 0 | 2 1 0 1 4 2 | 1 1 2 1

A: 6 4 6 8 6 8 | 0 0 0 0 | 2 0

B: 5 5 7 0 0 0 | 0 0 0 0 | 0 0

C# m7



Am6



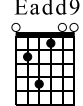
Musical notation for measures 74-76. Treble clef, key signature of one sharp (F#). Measure 74: F#4, A4, C#5, E5. Measure 75: F#4, A4, C#5, E5. Measure 76: F#4, A4, C#5, E5.

TAB: 1 0 2 2 1 | 4 2 1 2 4 | 0 1 2 4 0

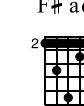
A: 4 2 1 2 4 | 0 4 2 1 2 4 | 0 1 2 4 0

B: 4 2 1 2 4 | 0 4 2 1 2 4 | 0 1 2 4 0

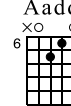
1. Eadd9



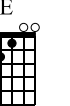
2. F# add9



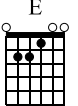
Aadd9



E



E



Musical notation for measures 77-81. Treble clef, key signature of one sharp (F#). Measure 77: F#4, A4, C#5, E5. Measure 78: F#4, A4, C#5, E5. Measure 79: F#4, A4, C#5, E5. Measure 80: F#4, A4, C#5, E5. Measure 81: F#4, A4, C#5, E5.

TAB: 0 4 0 | 2 2 2 3 | 5 9 0 | 0 0 | 0 0

A: 1 4 1 | 6 3 2 2 3 | 7 6 4 6 7 9 | 0 1 2 1 | 0 0

B: 0 2 0 | 2 4 6 3 2 2 3 | 0 7 6 4 6 7 9 | 0 1 2 1 | 0 0